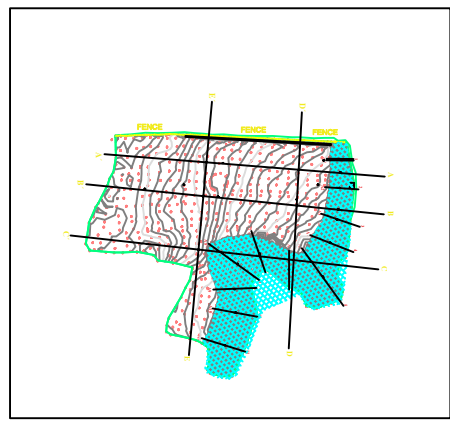
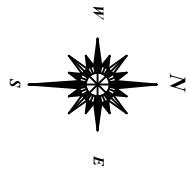
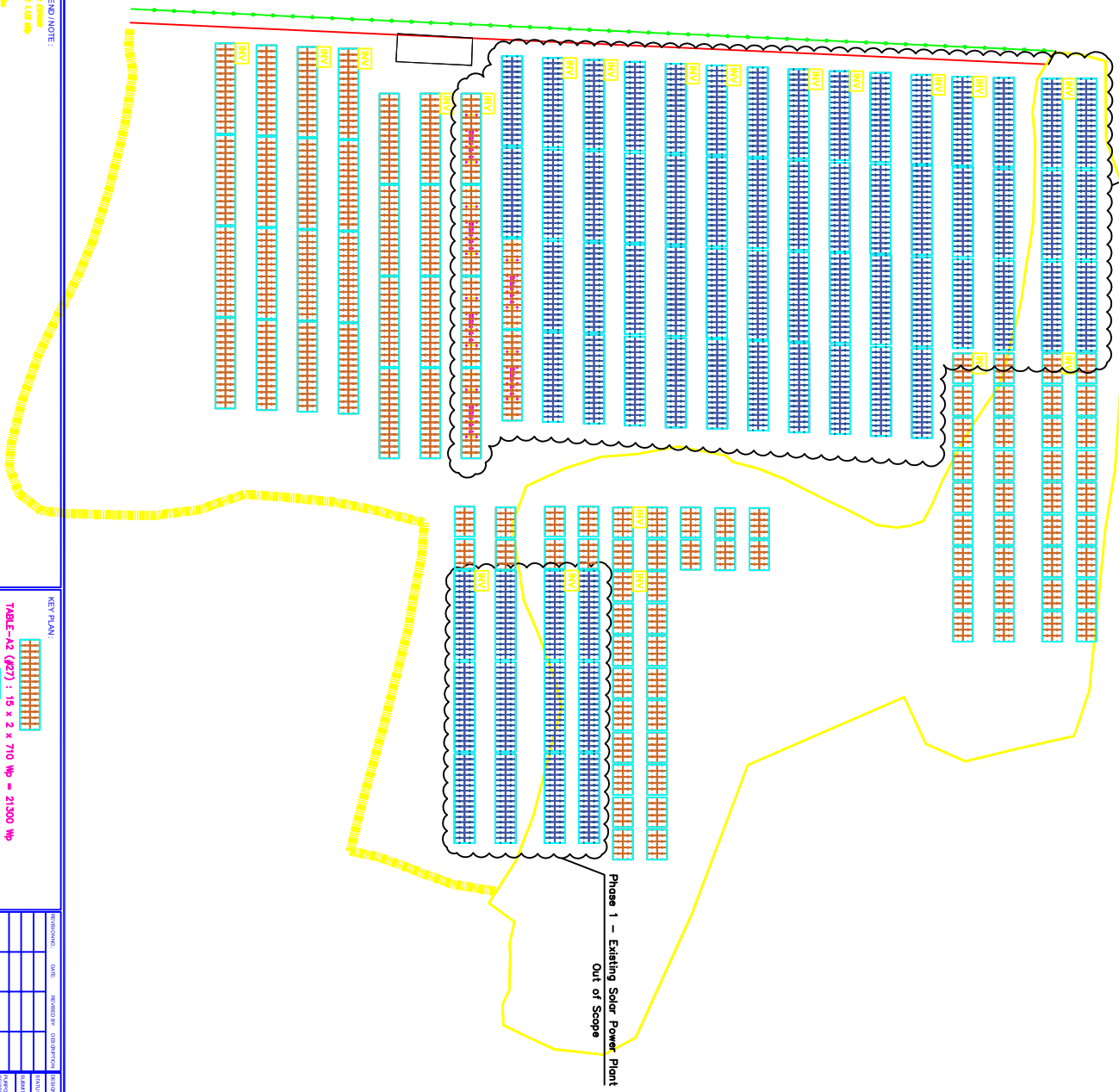


Phase 1 – Existing Solar Power Plant
Out of Scope



SHEET LEGEND NOTE:

- 1- 2000000 1:25000 1:25000 1:25000
- 2- 2000000 1:25000 1:25000 1:25000
- 3- 2000000 1:25000 1:25000 1:25000
- 4- 2000000 1:25000 1:25000 1:25000
- 5- 2000000 1:25000 1:25000 1:25000
- 6- 2000000 1:25000 1:25000 1:25000
- 7- 2000000 1:25000 1:25000 1:25000
- 8- 2000000 1:25000 1:25000 1:25000
- 9- 2000000 1:25000 1:25000 1:25000
- 10- 2000000 1:25000 1:25000 1:25000
- 11- 2000000 1:25000 1:25000 1:25000
- 12- 2000000 1:25000 1:25000 1:25000
- 13- 2000000 1:25000 1:25000 1:25000
- 14- 2000000 1:25000 1:25000 1:25000
- 15- 2000000 1:25000 1:25000 1:25000
- 16- 2000000 1:25000 1:25000 1:25000
- 17- 2000000 1:25000 1:25000 1:25000
- 18- 2000000 1:25000 1:25000 1:25000
- 19- 2000000 1:25000 1:25000 1:25000
- 20- 2000000 1:25000 1:25000 1:25000

KEY PLAN:



TABLE-A1 (#27) : 10 x 2 x 710 Wp = 21300 Wp

TABLE-B2 (#72) : 5 x 2 x 710 Wp = 7100 Wp

PROJECT NAME: SRAHAN CEMENT CO. SOLAR POWER PLANT

PROJECT EMPLOYER: SRAHAN CEMENT CO.

SHEET TITLE:

PROJECT CONSULTANT: HOBIN KIRKMAN

SHEET CODE:

SHEET NO.:

SHEET SCALE:

SHEET SIZE:

As Shown

A3